

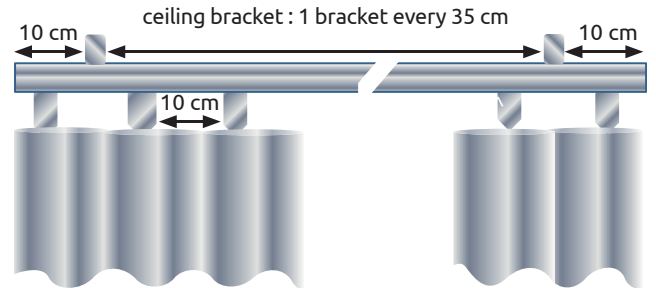
TECHNICAL DATA SHEET TRACK & SUPPLIES REFRE RAIL

Product	Product reference
RAIL REFRE	REFRE

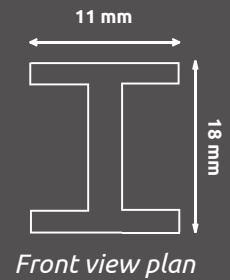

Flexibility, lightness and strength, the design of this rail offers the possibility to get any horizontal shape by a simple manual twist. This rail is ideal for the most unusual shapes.

TECHNICAL INFORMATION:

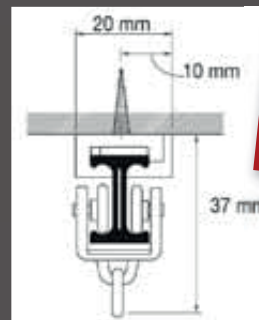
Size: 11 x 18 mm
 Weight: 800 grams per meter
 Material: Polyethylene reinforced with a steel blade
 Curtain maximum weight: 6 kg/ml
 Available colours: white (RAL 9010)
 A slider every 10 cm approximately




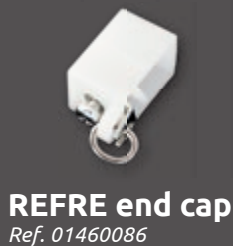
STANDARD ASSEMBLY:



Ceiling fixation
Simple bracket



-Recommended in a wet environment.
 -Bending on-site
 -Non-advised for a straight line longer than 50cm (in a continuous way).



CEILING BRACKET:



Ceiling bracket
Ref. 01460088

CURVED REFRE RAIL: Here are several possible shapes of bending. Fix the ceiling supports at regular intervals following the frame of your window, then clip the REFRE rail in the ceiling supports.



2 POSSIBLE CONFIGURATIONS:



Rounded



"S" shape